



SUPPLY LISTS

Artistic Kreations
 www.ArtisticKreationsNJ.com
 Ph: 973.206.1350


Watercolor class supply list

<p>WATERCOLOR PAINTS</p>	<ul style="list-style-type: none"> • ‘Reeves’, ‘Cotman’ or ‘Simply Watercolor’ 12 or 18 colors watercolor set is in-expensive student quality and reasonably good to give a start. But if you are looking for high pigment good quality colors then ‘Winsor & Newton’ Professional quality tube colors are recommended • Dr. Ph. Martin’s Bleed Proof White (opaque color, available on Amazon): Recommended
<p>BRUSHES</p>	<p>Following are basic sable watercolor brushes you may need. You need to select the brushes, which are very soft and can hold lots of water. Rounded bushes should have a good pointed end. Buy good quality brushes. The better quality you use the good result you get. You can bring your own choice of assorted brushes or follow the list below. Simply Simon brushes are very reasonable brushes to start with:</p> <ul style="list-style-type: none"> • Flat Brushes: - 1 inch • Round Brushes: #6 and, #10 round brush • Round “liner” brush (long bristle #0 or #2 number brush for fine lines)
<p>WATERCOLOR PAPER</p>	<p>Watercolor pad (Recommended: Strathmore watercolor paper pad, 400 series. Important Note: Look for BROWN COVER PAGE and not yellow cover page watercolor pad. (Picture at right)). Size can be around 9” x 12” or more. You can also have watercolor paper sheets. The heavier the paper is the better is for watercolor.</p>




<p>PALETTE</p>	<p>Watercolor regular plastic palette (big enough with 12 – 30 wells to store colors. In addition, ideal palette should have lid, and large mixing area. Martin Mijello Airtight Leak Proof Fusian Watercolor 33-Well Palette is a good choice because it also has airtight lid (available at Amazon).</p>	
<p>OTHER SUPPLIES</p>	<ul style="list-style-type: none"> • Small Spray mist bottle • Watercolor pencils (optional) • Pastel colors (optional) • Pencil (required) • Eraser (required) • Ruler • Empty glass or any pot for the water (optional) 	

Drawing & Charcoal class supply list

<p>PENCILS</p>	<p>5-6 Pencil set of HB, 2H, 2B, 4B, 6B, 8B etc You can buy drawing pencils in sets or individually.</p>	
<p>CHARCOAL PENCILS</p>	<p>A set of charcoal pencils of Hard, Medium and Soft. 'General' is a good brand.</p>	
<p>WILLOW AND/OR VINE CHARCOAL STICKS</p>		<p>It gives soft, subtle grays that are easy to blend and easy to erase. Natural variations in the willow/vine can create variations in texture and tone.</p>
<p>ERASERS</p>	<p>Regular and Kneaded Eraser are REQUIRED. Kneaded eraser is soft malleable eraser that's very easy on the paper, leaves no crumbs and lifts graphite and charcoal well.</p>	
<p>DRAWING PAPER</p>	<p>One Sketching pad and one Drawing paper pad needed. Size should not be less than 9" x 12". Canson and Strathmore are good brands. Charcoal paper</p>	




	pad may be needed later for advance drawings.
--	---


Pastel color class supply list

<p>PASTEL STICKS</p>	<p>Minimum 30 colors set of soft pastels of Rembrandt or NuPastels any other brands. More than 30 shades would be always better to consider.</p>
<p>PAPER</p>	<p>Tinted pastel paper. No less then 9" x 12" in size. You can consider Strathmore. (see picture on right)</p> 
<p>OTHER SUPPLIES</p>	<ul style="list-style-type: none"> • Charcoal and Pencil set • Kneaded eraser • Apron or smock • Disposable gloves • Dust mask (optional, only if you have allergies with dust)

Oil painting class supply list



	<p>There are Professional quality paints for the serious or intermediate/advanced artists and Student quality paints for beginners. Student quality paints are much cheaper as compare to professional quality and is economical to start.</p> <p>Student quality oil paints: Winton, Loft, Reeves Proccessional quality oil paints: Winsor & Newton, Grumbacher, Rambrandt, Winsor & Newton, Holbein</p>	
OIL PAINTS	<p>You can buy 12,18 or 24 colors set or buy individual tube paints according to the list (<i>Right</i>)</p>	<ul style="list-style-type: none"> • Lemon yellow • Chrome Yellow • Yellow Ochre • Bright Red • Crimson • Rose • Ultramarine Blue • Cobalt blue • Cerulean Blue • Emerald green • Sap Green • Burnt Siena • Burnt Umber (Optional) • Ivory Black • Titanium white • Orange (Optional)
BRUSHES	<p>Look for watercolor or acrylic sable/synthetic-hair brushes (not oil paint brushes, they are too hard and rough), which are not hard and has nice soft feel. Rounded bushes should have a good pointed end. Buy good quality brushes. The better quality you use the good result you get. Don't buy the cheap brushes comes in a set of 6 or 8. They are cheap quality and won't give you good results. There is no hard and fast rule...you can buy any number of brushes of your choice or buy from the list below:</p> <ul style="list-style-type: none"> • Flat Brushes: 4, 10, 14, 18 • Round Brushes: 0, 2 and 6 round brushes • Round "liner" brush (long bristle #2 or #3 number brush for fine lines) <p>Some reasonable quality and economical brushes are Simply Simmons, Artist's Loft Roma, Soft grip, Zen. You can also look for expensive brushes but there is actually no need.</p>	


<p>PALETTE KNIFE</p>	<p>MUST HAVE Minimum 1 medium size standard palette knife.</p>	
<p>CANVAS</p>	<ul style="list-style-type: none"> • Primed and stretched canvas. You can bring small or medium size canvas e.g. 10"x10", 9" x 12" 12"x12", 11"x14", 12"x16" 16"x20" or larger in size. (It is advisable to bring small or medium size canvas so that you can finish your painting in reasonable time. You can also use canvas boards or Canvas paper pads 	
<p>PALETTE</p>	<p>Disposable paper/foam plates or disposable paper palettes (available at Michaels)</p>	

<p>MEDIUM/ SOLVENT</p>	<ul style="list-style-type: none"> • Medium: Grumbacher Copal Painting Medium (it is a fast drying medium) • A small size container to keep the medium • Solvent: A can of Turpentine oil or Turpenoid to clean brushes • Medium size wide opening/glass jar or container with tight lid to keep Turmentine/Turpenoid 	
<p>OPTIONAL</p>	<ul style="list-style-type: none"> • White Gesso (optional). <i>Gesso is needed to prime the canvas.</i> • Cotton rags (such as old cotton T shirts) or Paper towel • Pencil • Eraser 	

Acrylic Painting Class Supply List

<p>ACRYLIC PAINTS</p>	<p>12 or 18 pieces Acrylic paint set is good for a beginner. You can also pick following individual paints. Golden, Liquitex, Winsor & Newton and Atelier are the good brands. Reasonably priced brand is Loft</p> <ul style="list-style-type: none"> • Titanium White • Ivory black • Burnt Sienna • Burnt Umber • Bright red • Magenta or Rose • Crimson • Rose • Lemon Yellow • Cadmium Yellow • Yellow ochre • Prussian Blue • Phthalo Blue
----------------------------------	---

	<ul style="list-style-type: none"> • Cobalt Blue • Ultramarine Blue • Turquoise Blue • Emerald Green • Sap green 	
MEDIUMS	<ul style="list-style-type: none"> • Liquitex Gloss medium & Varnish (recommended) is required. 	
MEDIUMS (Optional)	<p>These mediums are good to add texture with paint. Any of the 2 mediums on the right can be good to create texture:</p> <ul style="list-style-type: none"> • GOLDEN Soft Gel Medium - Gloss (optional) • Liquitex Thickening Gel (optional) 	
BRUSHES	<p>A variety of synthetic Flat and Round, long handle (preferred) synthetic brushes are good. 'Simply Simmons' brand is cheap and reasonably good to start. # 0, 2, 4, 8 (round) and #6, #8, #10 (flat) or similar numbers are</p>	

	needed.
PALETTES	Disposable paper palettes (recommended). You can also bring Disposable paper/foam plates.
CANVAS	Buy Canvas pads, Stretched canvas or Canvas panels. A reasonable sizes for beginners are 11" x 14" or 12" x 16", 16" x 20"
PALETTE KNIVES	<p>Atleast one palette knife is needed. Small size (see below) is recommended. Please note that the metal top part should be flexible and bend easily. The softer it bends the better it works.</p> 
OTHER SUPPLIES	<ul style="list-style-type: none"> • Pencil • Eraser • Ruler • Empty glass or any pot for the water (optional) • Tissues, Paper towels (required)
ONLINE SUPPLY STORES	<ul style="list-style-type: none"> • Utrecht • Dick Blick • Jerry's Artarama • Daniel Smith • Art Supply.com